

# AC SERVO PRESS

New 50kN to 80kN models have joined the lineup of the reliable Coretec Servo Presses!



**NEW**

High speed

**Max. Speed**  
250mm/s  
**MS50**



**NEW**

Versatile

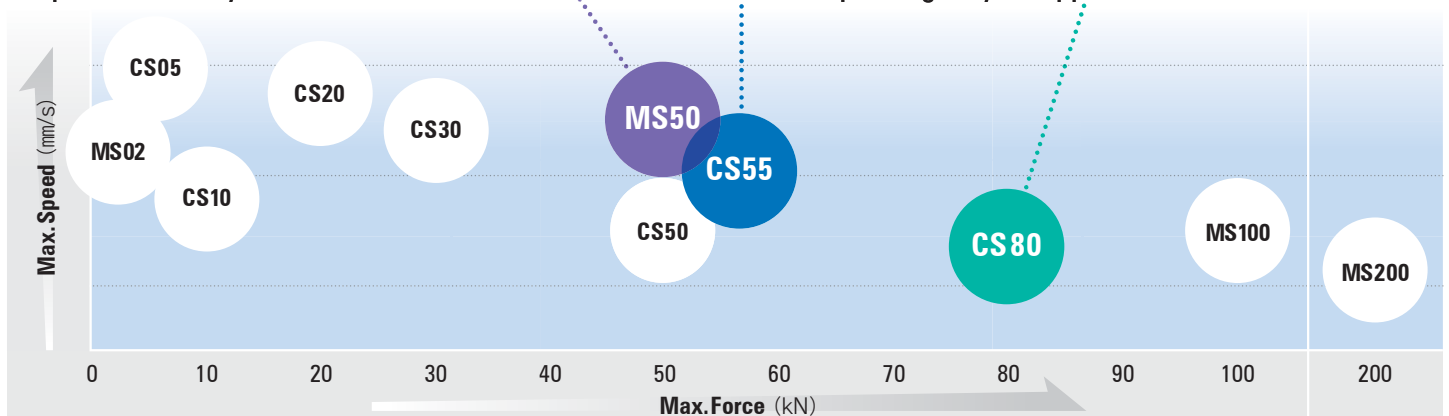
**Successor to**  
CS50  
**CS55**

Powerful

**Max. Force**  
80kN  
**CS80**

## Full-Fledged Lineup of AC Servo Presses

A press force of your choice can be selected from 2kN to 200kN depending on your application.



## SPECIFICATIONS

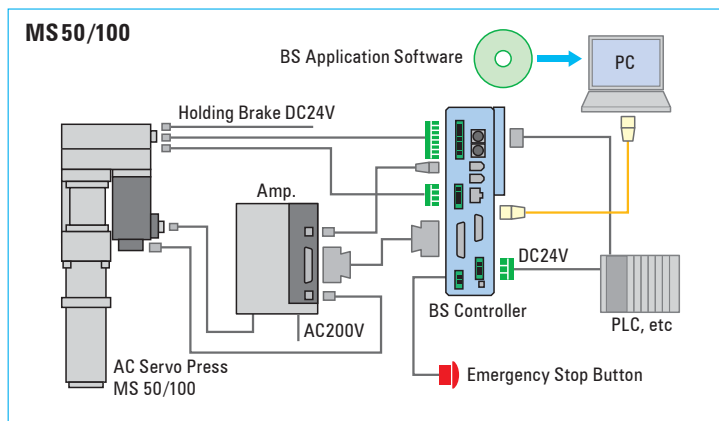
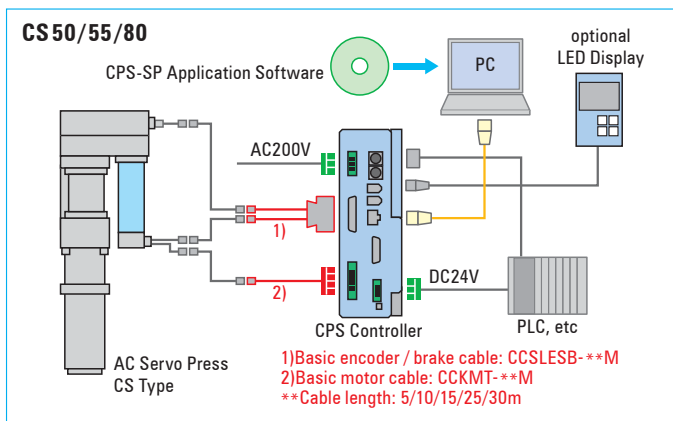
Model No.	CS50 Existing model	CS55 NEW	CS80 NEW	MS50 NEW	MS100 Existing model
Max. force (kN)	50	55	80	50	100
Applicable force *1 (kN)	40	45	70	45	70
Max. stroke (mm)	100 / 200 / 350 / (400)				
Max. speed *2 (mm/s)	150	200	130	250	150
Max. speed when pressing (mm/s)	30				
Controller model *3	CPS-SP-75E (F)	CPS-SP-75G (H)		BS-M3A-1D (C)	
Load cell accuracy	±1.5% @Load cell FS				
Positional repeatability	±0.01mm (under identical conditions)				
Ambient temp./humidity	0 to 45°C/ 85% or less (with no dew condensation)				
Max. power capacity (kVA)	3.5	4.2	5.5	7.5	
Brake holding load (kN/7W)	5.8	2.5	1.8	2.5	

\*1 This is recommended for cyclic operating force in consideration of maximum mechanical life.

\*2 For the CS series models, it is recommended to use below 75% of maximum speed.

\*3 The existing controller models CPS-SP-75E and CPS-SP-75F cannot be used for the tools CS55 and CS80, these use controllers CPS-SP-75G or CPS-SP-75H.

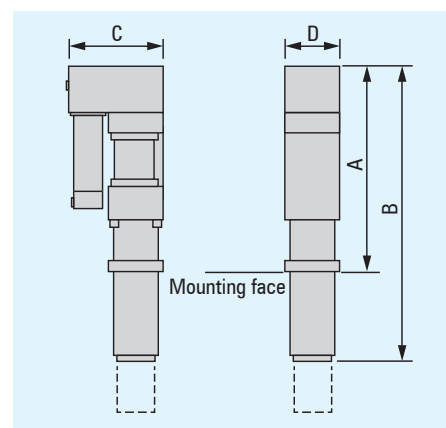
## SYSTEM CONFIGURATION



## TOOL DIMENSIONS

Model No.	A (mm)	B (mm)	C (mm)	D (mm)	Weight (kg)
CS50-200B	565	891	260	135	79
CS55-200BK	535	861	290		82
CS80-200BK					85
MS50-200BK					90
MS100-200B					

The 100mm stroke models are 80mm less in B dimension and -6kg in weight compared to the 200mm stroke models. The 350mm stroke models are 180mm larger in B dimension and +14kg in weight compared to the 200mm stroke models. Note that the CS50, CS55, CS80, MS50 and MS100, all have the same Mount / Bolt Pattern. CAD drawings are available upon request.




# CORETEC INC.

Head Office/Factory 500 Akahama, Soja-shi, Okayama, 719-1121, Japan  
Tel. +81 866-94-9016 Fax +81 866-94-1178

Chubu Office 2-14 Akebono-cho, Toyota-shi, Aichi, 471-0835, Japan  
Tel. +81 565-71-9000 Fax +81 565-71-9010

Kanto Office Fuji Building 3rd floor, 2-7-4 Shinyokohama, Kohoku-ku, Yokohama-shi, Kanagawa, 222-0033, Japan  
Tel. +81 45-442-9088 Fax +81 45-442-9089

CORETEC is the brand logo of CORETEC's NB brand.



URL <https://www.coretec.co.jp/> E-mail [info@coretec.co.jp](mailto:info@coretec.co.jp)

\*Specifications are subject to change without notice.

CMS02-2005E